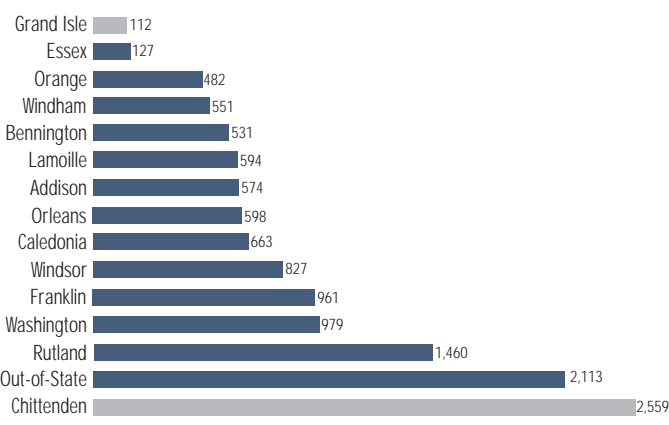
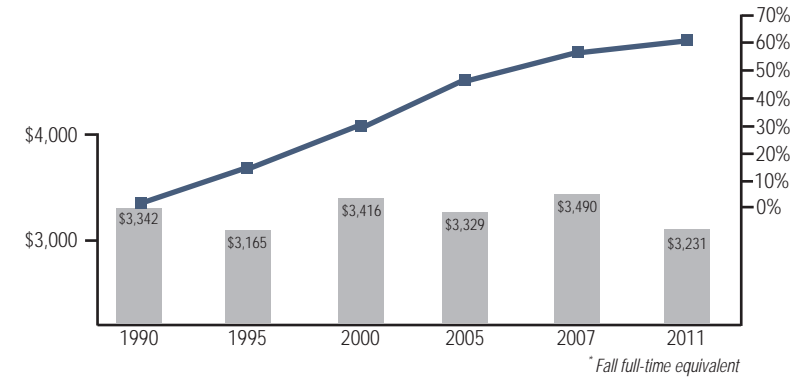
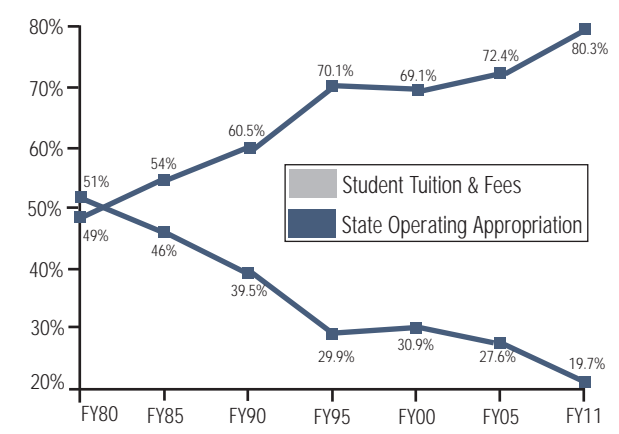


State Appropriation per FTE
Consumer Price Index

State appropriations per FTE have decreased by 7% in the last 20 years. Over the same time period, CPI has increased 67%.



Business, Management & Marketing	345
Health Professions	344
Liberal Arts & Humanities	325
Education	184
Engineering Technologies	143
Public Administration, Social Services, Security Professions	134
Visual & Performing Arts	129
Agricultural, Construction, Mechanic, Telecommunications Tech.	113
Psychology	111
Literature, Languages, Communications & Journalism	80
Family, Consumer, Leisure & Fitness Studies	58
Computer & Information Sciences & Technology	56
Natural Resources, Biological & Physical Sciences	54
Social Sciences & History	49
Multi/Interdisciplinary Studies	18
Mathematics & Statistics	18



	\$5,362	\$10,498
	\$9,468	\$20,092
	\$11,556	\$21,276
	\$8,446	\$8,446